

Context[®]
Plus

Conventional Fire Equipment Catalogue



CONVENTIONAL FIRE PANELS

FP 1-14 ZONE CONVENTIONAL FIRE PANELS	3
MFP 16-28 ZONE CONVENTIONAL FIRE PANELS	4
CFP 2-8 ZONE CONVENTIONAL FIRE PANELS	5

CONVENTIONAL FIRE DETECTORS & MANUAL CALL POINTS

SERIES 65A CONVENTIONAL FIRE DETECTORS (UL)	6
SERIES 65E CONVENTIONAL FIRE DETECTORS (EN54)	7
ACTIV CONVENTIONAL FIRE DETECTORS (EN54)	8
CONVENTIONAL MANUAL CALL POINTS	9

CONVENTIONAL SOUNDERS, BEACONS & BELLS

FIREPLUS CONVENTIONAL SOUNDERS & BEACONS	10
CP RANGE CONVENTIONAL SOUNDERS & BEACONS	11
MOTOR DRIVEN DOME BELLS	11
ACTIV CONVENTIONAL SOUNDERS & VADS	12

BEAM DETECTORS

BEAMRAY optical beam FIRE DETECTORS	13
-------------------------------------	----

AUTOMATIC EXTINGUISHER PANELS

EP203 AUTOMATIC EXTINGUISHER PANEL & ANCILLARIES	14-15
--	-------

MADE
IN THE
UK



CONTEXT PLUS LIMITED

Progress House, Newby Industrial Estate, Newby Road, Hazel Grove, Stockport, Cheshire SK7 5DA. England.


Tel: +44 161 257 2541. Fax: +44 161 225 8817.

E-mail: sales@contextplus.co.uk Website: www.contextplus.co.uk

FP 1-14 ZONE CONVENTIONAL FIRE PANELS



MADE IN ENGLAND FP Fire Panel
Part Numbers below



Designed to comply with BS5839-4, our FP 1-14 zone fire panels are supplied in robust metal enclosures with lift-off lids and heavy-duty base connections. Their broad compatibility with virtually all known conventional smoke and heat detectors and their ability to interpret a short circuit as a fire or fault make them the perfect choice for a host of applications.

Key Features

- ▶ Fully compliant with BS 5839 Part 4
- ▶ Lift-off lid for easy first fix and maintenance
- ▶ Two conventional sounder circuits.
- ▶ Built-in 24V power supply and battery charger
- ▶ Optional head removal monitoring facility
- ▶ Separate indicators for open and short circuit fault, sounder fault and battery/power supply fault
- ▶ Non-latching 'class change' sounder input, latching fire and non-latching fault outputs (available via optional expansion loom)
- ▶ Fault buzzer mute facility
- ▶ Space available for the rated capacity of VRLA batteries
- ▶ Short circuit = fire facility (pre-1980 BS, no resistors in call points), selectable on a zone by zone basis - ideal for retro-installations
- ▶ One man walk test and zone isolate facility (not on FF380/CON)
- ▶ Ancillary connections for repeater panels and other add-ons including fault relay modules, fire relay modules, sounder delay relay modules, sounder extender kits, etc (not on FF380/CON)
- ▶ Fully compatible with the Context Plus UL-listed 65A & EN listed 65E range of conventional detectors and ActiV range of Intertek certified conventional detectors.

FP ORDER CODES

	Part Code
1 Zone EFP fire panel, non-expandable, complete with 2 x 1.2A/H SLA batteries, Context Plus branded	FF380/CON
2 Zone FP fire panel, non-expandable, complete with 2 x 1.2A/H SLA batteries, Context Plus branded	FF382/CON
4 Zone FP fire panel, non-expandable, complete with 2 x 1.2A/H SLA batteries, Context Plus branded	FF384/CON
8 Zone FP fire panel, non-expandable, complete with 2 x 2.3A/H SLA batteries, Context Plus branded	FF388/CON
4 zone FP fire alarm panel, expandable to 6 zones, batteries not included, Context Plus branded	FF384-2/CON
8 zone FP fire alarm panel, expandable to 14 zones, batteries not included, Context Plus branded	FF388-2/CON
2 zone FP extender PCB kit	FF387Z-2
Ten zone repeater panel	FF396-2
Twenty zone repeater panel	FF398-2

MFP 16-28 ZONE CONVENTIONAL FIRE PANEL



MADE IN
ENGLAND

MFP Fire Panel
Part Numbers below



Designed to comply with BS5839-4 and with 'head out' monitoring provided as standard, our MFP microprocessor based 16-28 zone fire panels are supplied in robust metal enclosures with lift-off lids and heavy-duty base connections.

Their broad compatibility with virtually all known conventional smoke and heat detectors and their ability to interpret a short circuit as a fire or fault make them perfect for a host of applications.

Key Features

- ▶ Fully compliant with BS 5839 Part 4
- ▶ Robust metal lid and metal back box with heavy-duty base connections
- ▶ Four sounder circuits and head out (detector removed) fault indication provided as standard
- ▶ FF516/CON supplied as a 16 zone panel, extendable to 20, 24 or 28 zones using FF501Z Four zone extender kits
- ▶ End of line units included (one per zone)
- ▶ Separate indication of open circuit, short circuit, head out, sounder and battery/PSU faults
- ▶ Non-latching 'class change' sounder input, latching fire & non-latching fault outputs (via MFPX loom)
- ▶ Fault buzzer mute facility
- ▶ Short circuit = fire facility (pre-1980 BS, no resistors in call points), selectable on a zone by zone basis for retro-installations
- ▶ Non-latching zones facility for cross connection to other panels
- ▶ Wide range of engineer facilities including one man detector test, sounder walk test, sounder isolate, sounder delay and auxiliary isolate
- ▶ Up to eight two-wire repeaters with full external control (except isolate) per system (requires one FF596T Repeater Transmitter PCB fitted at the main panel)
- ▶ Fully compatible with the Context Plus UL-listed 65A & EN listed 65E range of conventional detectors and ActiV range of Intertek certified conventional detectors.

MFP ORDER CODES

	Part Code
16 zone MFP fire panel, expandable to 28 zones, batteries not included, Context Plus branded	FF516/CON
MFP 4-zone MFP extender PCB kit	FF501Z
Expansion loom for MFP panel	FF574X
MFP repeater transmitter	FF596T
MFP 8 zone repeater panel	FF596
MFP 8 zone repeater extender card	FF596R
MFP end of line device	BF-EOL

CFP 2-8 ZONE CONVENTIONAL FIRE PANELS

Our CFP range of 2-8 zone fire panels are LPCB certified to EN54-2/4 and offer an array of user and installer-friendly features. Supplied in an attractive flush or surface mountable plastic enclosure, all versions have four conventional sounder circuits, class change and alert inputs, on-board fire and fault relays and combined keypad/keyswitch entry. A wide range of engineering functions are also provided with optional repeaters and relay expansion cards also available.



Approved

CFP Fire Panel
Part Numbers below

MADE IN
ENGLAND

Key Features

- ▶ **LPCB certified to EN54 parts 2 & 4**
- ▶ **Intuitive user-friendly interface with colour-coded buttons and combined keypad/keyswitch entry to access level 2**
- ▶ **2, 4 or 8 zone circuits (dependent on model purchased) Four conventional sounder circuits**
- ▶ **Integral 1.5A EN54-4/A2 compliant switch mode PSU**
- ▶ **Wide range of engineering functions including zone test, coincidence*, zone delay and non-latching zones***
- ▶ **Two on-board relays (Fire and Fault)**
- ▶ **Two open-collector outputs (Remote and Reset) 'Class change' and alert inputs**
- ▶ **Installer-friendly design accommodates easy first fix and straightforward maintenance**
- ▶ **Attractive flush or surface mountable plastic lid and enclosure - no bezel required**
- ▶ **Low quiescent current**
- ▶ **Multiple indicators**
- ▶ **End of line units included (one per zone)**
- ▶ **Ancillary system expansion connections provided for up to eight two-wire repeaters (one CFP761 network driver card required per system) and optional CFP relay boards**
- ▶ **Fully compatible with the Context Plus UL-listed 65A & EN listed 65E range of conventional detectors and ActiV range of Intertek certified conventional detectors.**

CFP ORDER CODES

	Part Code
2 Zone CFP Panel, non-expandable, LPCB Approved, batteries not included, Context Plus branded	CFP702-4/CON
4 Zone CFP Panel, non-expandable, LPCB Approved, batteries not included, Context Plus branded	CFP704-4/CON
8 Zone CFP Panel, non-expandable, LPCB Approved, batteries not included, Context Plus branded	CFP708-4/CON
8 Zone CFP repeater panel, Context Plus branded	CFP760/CON
CFP repeater network card	CFP761
CFP 4 relays output card	CFP762
CFP 12 relays zonal output card	CFP763
Zonal Board with only 2 relays to give zonal alarm per zone for the CFP 2 zones	CFP766
Zonal Board with only 4 relays to give zonal alarm per zone for the CFP 4 zones	CFP765
Zonal Board with only 8 relays to give zonal alarm per zone for the CFP 8 zones	CFP764

SERIES 65A (UL) CONVENTIONAL FIRE DETECTORS



Context Plus Series 65A UL devices incorporate well-proven sensing technologies, together with advances in materials and electronics technology. With a wide operating voltage of 9-33V, the range consists of ionization, integrating ionization and photo-electric smoke detectors, 2 grades of thermal detector and a standard base. Each type of detector has an LED which flashes continuously in stand-by.

- ▶ Wide operating voltage
- ▶ Can be used on security systems
- ▶ Advanced electronic technology
- ▶ Remote indicator connection as standard
- ▶ Flashing LED
- ▶ Designed to meet UL approvals



MADE IN ENGLAND



Series 65A Ionisation smoke detector
Part Number 55000-226IMC

CONTEXT PLUS SERIES 65A IONISATION SMOKE DETECTORS 55000-226IMC

Detector Features	Integrating Ionisation
Part No	Flashing LED
Supply voltage	55000-226IMC
Average stand-by current at 24V	9 to 33V
Average stand-by current at 9V	45µA
Alarm current at 24V	21µA
Alarm current at 9V	52mA
Alarm indication	17mA
Ambient temperature	Red LED
Max wind continuous	32 to 158°F
Remote output (R-)	2,000ft/min
	Current sink to -ve line, limited to 17mA.



MADE IN ENGLAND



Series 65A Optical smoke detector
Part Number 55000-326IMC

CONTEXT PLUS SERIES 65A PHOTO-ELECTRIC SMOKE DETECTORS 55000-326IMC

Detector Features	Context Plus Series 65A Photo-electric
Part No	Flashing LED
Supply voltage	55000-326IMC
Average stand-by current at 24V	9 to 33V
Average stand-by current at 9V	45µA
Alarm current at 24V	40µA
Alarm current at 9V	52mA
Alarm indication	17mA
Ambient temperature	Red LED
Max wind continuous	32 to 100°F
Remote output (R-)	not affected
	Current sink to -ve line, limited to 17mA.



MADE IN ENGLAND



Series 65A Fixed Temp / Rate of Rise heat detector 135 °F
Part Number 55000-139IMC

CONTEXT PLUS SERIES 65A THERMAL DETECTORS 55000-139IMC / 145IMC

Detector Features	Series 65A Thermal	Series 65A Thermal
Rating	Flashing LED	Flashing LED
Part No	Ordinary	Intermediate
Supply voltage	55000-139IMC	55000-145IMC
Average stand-by current at 24V	9 to 33V	9 to 33V
Average stand-by current at 9V	55µA	55µA
Alarm current at 24V	50µA	50µA
Alarm current at 9V	52mA	52mA
Alarm indication	17mA	17mA
Ambient temperature	Red LED	Red LED
Max wind continuous	32 to 100°F	32 to 100°F
Remote output (R-)	not affected	not affected
	Current sink to -ve line, limited to 17mA.	Current sink to -ve line, limited to 17mA.



MADE IN ENGLAND



Part Number 45681-200IMC
Part Number 45681-245

CONTEXT PLUS SERIES 65A BASES 45681-200IMC / 45681-245

Series 65A bases have been designed to enable detectors to be plugged in without any need for force - particularly useful on suspended ceilings. All versions are lockable. It has no electronic parts that could be damaged during installation.

65A UL ORDER CODES

	Part Code
Series 65A Optical smoke detector, UL Listed with Flashing LED, Context Plus branded	55000-326IMC
Series 65A Ionisation smoke detector, UL Listed with Flashing LED, Context Plus branded	55000-226IMC
Series 65A Fixed Temp / Rate of Rise heat detector 135 °F, UL Listed with Flashing LED, Context Plus branded	55000-139IMC
Series 65A Fixed Temp / Rate of Rise heat detector 200 °F, UL Listed with Flashing LED, Context Plus branded	55000-145IMC
Series S65A Base only	45681-200IMC
Standard Relay base for Series 65A detectors	45681-245
RLI Remote LED Detector Indicator	BF318

SERIES 65E (EN) CONVENTIONAL FIRE DETECTORS

Context
Plus



Our Series 65E EN54 compliant detectors incorporate well-proven sensing technologies. The range comprises optical and ionisation smoke detectors, two grades of heat detector and a range of bases. Each has an LED which flashes in stand-by, is clear in quiescent and lit red in alarm.

- ▶ Wide-operating voltage of 9–33 V DC
- ▶ Remote indicator connection as standard
- ▶ Proven detection performance



Series 65E Optical smoke detector
Part Number 55000-316IMC



Approved

MADE IN
ENGLAND

SERIES 65E OPTICAL SMOKE DETECTOR WITH FLASHING LED 55000-316IMC

Detection principle:	Photo-electric detection of light scattered in a forward direction by smoke particles
Power-up surge current:	115µA @ 24VDC
Status Indicator:	Red in Alarm, Off in Fault condition
Quiescent current:	30 - 50µA @ 24VDC
Supply wiring:	Two wire supply, polarity insensitive
Alarm current:	52mA @ 24VDC
Supply voltage:	9VDC to 33VDC
Alarm LED current:	4mA
Operating Temperature:	-20 to 60°C
Terminal functions:	Includes Remote Indicator connection –R
Humidity:	0% to 95% (no condensation or icing)
IP Rating:	IP23D
Materials:	Flame Retardant Polycarbonate Housing, Nickel plated stainless steel terminals
Effect on Wind Speed:	None



Series 65E Heat detector
Part Number 55000-121IMC
Part Number 55000-326IMC



Approved

MADE IN
ENGLAND

SERIES 65E HEAT DETECTORS WITH FLASHING LED 55000-121IMC / 55000-326IMC

The Series 65E Heat Detectors monitor temperature by using either a dual thermistor network or a single thermistor network (CS versions) which provides a voltage output proportional to the external air temperature.

Power-up surge current:	55µA @ 24VDC
Status Indicator:	Red in Alarm, Off in Fault condition
Quiescent current:	55µA @ 24VDC
Supply wiring:	Two wire supply, polarity insensitive
Alarm current:	52mA @ 24VDC
Supply voltage:	9VDC to 33VDC
Alarm LED current:	4mA
Operating Temperature:	-20°C to +90°C
Terminal functions:	Includes Remote Indicator connection –R
Humidity:	0% to 95% RH
IP Rating:	IP54
Materials:	Flame Retardant Polycarbonate Housing, Nickel plated stainless steel terminals
Effect of Atmospheric pressure:	None
Maximum application temperature:	50°C (55000-121IMC), 80°C (55000-136IMC)
Maximum static response temperature:	65°C (55000-121IMC), 100°C (55000-136IMC)



Series 65E base
Part Number 45681-200IMC
Part Number 45681-245



Listed

MADE IN
ENGLAND

CONTEXT PLUS SERIES 65E BASES 45681-200IMC / 45681-245

Series 65E bases have been designed to enable detectors to be plugged in without any need for force - particularly useful on suspended ceilings. All versions are lockable.

65A EN ORDER CODES

	Part Code
Series 65E Optical smoke detector, EN54 with Flashing LED, Context Plus branded	55000-316IMC
Series 65E A1R (54 to 65 °C) heat detector, EN54 with Flashing LED, Context Plus branded	55000-121IMC
Series 65E CS(84 to 100°C) heat detector (no rate of rise). EN54 with Flashing LED, Context Plus branded	55000-136IMC
Series 65E base (UL Listed),	45681-200IMC
Standard Relay base for Series 65E	45681-245
RLI Remote LED Detector Indicator	BF318

ACTIV (EN) CONVENTIONAL FIRE DETECTORS (EN54)

C-TEC's ActiV fire detectors include a host of features installers love - plenty of working space, two ultra-bright LED indicator strips offering all-round visibility and an ingenious detector/base locking mechanism. With a wide 6-33V DC operating voltage, they are all certified to the relevant parts of EN54-5/7, optical, fixed heat, rate-of-rise and multi-sensor variants are available and are all manufactured in the UK.



Intertek
Approved

MADE IN
ENGLAND



ActiV Optical Smoke Detector
Part Number C4416

ACTIV OPTICAL SMOKE DETECTOR C4416

- ▶ A high-quality optical smoke detector offering outstanding detection performance.
- ▶ Third-party certified to EN54-7 by Intertek.
- ▶ Drift compensation functionality ensures detector sensitivity is automatically calibrated to suit prevailing conditions and/or increased contamination levels allowing a greater than 8 year life-span.
- ▶ Compatible with our ActiV C4408D diode, C4408 non-diode & C4408R relay bases.



Intertek
Approved

MADE IN
ENGLAND



ActiV Type A2 standard fixed
temperature (60°C) heat detector
Part Number C4403A2

ACTIV HEAT DETECTORS C4403A2

- ▶ High-quality heat detectors offering outstanding detection performance.
- ▶ Three versions are available - a Type A2 standard fixed temperature (60°C) heat detector, a Type B high fixed temperature (75°C) heat detector and a Type A1R static/rate of rise heat detector
- ▶ Third-party certified to EN54-5 by Intertek.
- ▶ Compatible with our ActiV C4408D diode, C4408 non-diode & C4408R relay bases



Intertek
Approved

MADE IN
ENGLAND



ActiV Multi-Sensor Fire Detector
Part Number C4414

ACTIV MULTI-SENSOR FIRE DETECTOR C4414

- ▶ A high-quality multi-sensor offering outstanding detection performance.
- ▶ Third-party certified to EN54-5 and 7 by Intertek (also tested to pr-EN54-29)
- ▶ Drift compensation functionality ensures detector sensitivity is automatically calibrated to suit prevailing conditions and/or increased contamination levels allowing a greater than 8 year life-span.
- ▶ Incorporates a heat and smoke sensor making it ideal for detecting a wide range of fires whilst also reducing false alarms.
- ▶ Compatible with our ActiV C4408D diode, C4408 non-diode & C4408R relay bases.



Intertek
Approved

MADE IN
ENGLAND



Relay base
Part Number C4408R

ACTIV BASES C4408R

- ▶ Three versions - C4408D diode base, C4408 non-diode base & C4408R relay base
- ▶ All versions compatible with the ActiV range of fire detectors.
- ▶ Easy to fit with lots of working space.
- ▶ Can be ceiling mounted in any orientation due to the true 360° degree viewing angle of the LED indicator strips on all ActiV detectors.
- ▶ Integrated detector/base locking mechanism, head removal tool and ID tag.
- ▶ Simple 'click and twist' design.

ACTIV ORDER CODES

	Part Code
ActiV Optical Smoke Detector	C4416
ActiV Type A2 standard fixed temperature (60°C) heat detector	C4403A2
ActiV Type B high fixed temperature (75°C) heat detector	C4403B
ActiV Type A1R static/rate of rise heat detector	C4403A1R
ActiV Multi-Sensor Fire Detector	C4414
Diode Base	C4408D
Non-diode base	C4408
Relay base	C4408R



MADE IN
ENGLAND



Conventional Manual Call Point
Part Number MCP1A-525IMC

CONVENTIONAL INDOOR MANUAL CALL POINT MCP1A-525IMC

Offers installation efficiency, flexibility and full compliance with the latest standards. Provides a unique 'plug and play' concept to reduce installation time. The MCP utilises a special terminal block, where all initial installation cabling is terminated. This terminal block is then simply connected to the back of the MCP. Simple, but effective, with no re-termination required and no time wasted. Also comes with resettable element as standard. Illegal removal of the lid will result in the call point operating and the system going into alarm. Fully approved to EN54-11 standard and is supplied with both a resistor and normally open clean contact electrical options.

- ▶ Unique 'Plug & Play' installation concept
- ▶ Total 'Flex-Ability' in the choice of operating element
- ▶ Anti-Tamper facility
- ▶ LPCB Approved



Fire Alarm Call Point
Part Numbers below

FIRE ALARM CALL POINT CP550CP

Professionally designed for use in fire detection systems. When wired for open circuit operation, the circuit closes instantly when the glass is smashed. Openings are provided for 3/4" Ø conduit entries from top, bottom and the back. Comes in 5 different colours in casings with high impact strength and high resistance to heat. All metal parts are made of brass and phosphor bronze to ensure life long resistance against corrosion. A high reliability microswitch is also included. Designed to meet the requirements of BS5839 Part 2, EN54 Part 11 and approved by Australian Standard AS1603 Part 5.

- ▶ Double terminal wire connectors for independent input and output connections.
- ▶ Incorporation of the instant test operation which is activated by a special key.
- ▶ Protection against injury through foil-labelled glass pane.



Resettable Fire Call Point
Part Numbers below

RESETTABLE FIRE ALARM CALL POINT CP550CPR

Has a simple 'RESET' mechanism comprising tough ABS plastic operating elements that simulate break glass activation. Is instantly reusable without environmental hazard caused by fragments of broken glass-making. Perfect for food processing plants and places that are prone to false activations such as schools, shopping malls and other high traffic areas. When wired for open circuit operation, the circuit closes instantly when activated. Also meets the requirements of BS5839 Part 2 and EN54 Part 11.

- ▶ No glass elements to break, lose or incorrectly fit when installing.
- ▶ Complete functional test with every activation.
- ▶ Virtually maintenance free – achieved by an easy reset operation with a simple key.

MCP ORDER CODES

	Part Code
No Break Resettable Conventional Manual Call Point, LPCB Approved, Context Plus branded	MCP1A-525IMC
No Break Resettable Fire Call Point, Surface Mount, Context Plus branded	CP500CPR
Smash Glass Fire Call Point, Surface Mount, Context Plus branded	CP550CP
Spare Glass for CP550CP Call points	CP550CP/G
Transparent Polycarbonate cover for the CP500CPR and CP550CP	CP500/550/C

EN54-3 Compliant FirePlus Platform Sounder, Sounder and Sounder Beacons. Comprehensive range including: CP550DB FirePlus DB sounder, red body deep base (IP65), LPCB approved, CP750CDB FirePlus CDB sounder/beacon, red body, red lens, deep base (IP65), Intertek approved and CP850BSW FirePlus BS base sounder, white, LPCB approved.



Approved

MADE IN
ENGLAND

24VDC Red FirePlus
Weatherproof IP65 fire sounder
Part Number **CP550DB**

FIREPLUS WEATHERPROOF SOUNDER CP550DB

- ▶ 32 tones plus a selectable override tone
- ▶ Independently certified to IP65
- ▶ Unique twist and lock bayonet mounting system
- ▶ Fully approved to EN54-3 by LPCB
- ▶ Removable cover for surface wiring
- ▶ Features base locking system as standard
- ▶ Sound level @ 1m (Tone1): 82.1dB(A) Low, 97.6dB(A) Med, 102.3dB(A) High.
- ▶ Current consumption @ 24Vdc: 8.3mA Low, 16.4mA Med, 30.8mA High.



Approved

MADE IN
ENGLAND

24VDC Red FirePlus Weatherproof
IP65 fire sounder/beacon
Part Number **CP750CDB**

FIREPLUS WEATHERPROOF SOUNDER/BEACON CP750CDB

- ▶ Sounder function fully approved EN54-3
- ▶ 32 tones plus a selectable override tone
- ▶ Switch selectable beacon only feature
- ▶ Independently certified to IP65
- ▶ Unique twist and lock bayonet mounting system
- ▶ Removable cover for surface wiring
- ▶ Fully approved to EN54-3 by Intertek
- ▶ Sound level @ 1m (Tone1): 79.7dB(A) Low, 95.4dB(A) Med, 99.1dB(A) High.
- ▶ Current consumption @ 24Vdc: 10.8mA Low, 19.9mA Med, 34.4mA High.



Approved

MADE IN
ENGLAND

24VDC White FirePlus platform
conventional base sounder
Part Number **CP850BSW**

FIREPLUS PLATFORM SOUNDER CP850BSW

- ▶ 32 tones plus a selectable override tone
- ▶ Sound level @ 1m (Tone1): 93.8dB(A) High.
- ▶ Current consumption @ 12mA High.
- ▶ Switch selectable volume control
- ▶ Modern ultra low profile for discreet mounting
- ▶ Fully approved to EN54-3 by LPCB
- ▶ Designed to accept most leading detector bases
- ▶ IP21C Rated

FIREPLUS ORDER CODES

	Part Code
24VDC Red FirePlus Weatherproof IP65 fire sounder, deep base, LPCB, Context Plus branded	CP550DB
24VDC Red FirePlus Weatherproof IP65 fire sounder/beacon, deep base, Intertek, Context Plus branded	CP750CDB
24VDC White FirePlus platform conventional base sounder, LPCB	CP850BSW

CP RANGE CONVENTIONAL SOUNDERS, BEACONS & BELLS

Our CP RANGE of wall-mounting Electronic Sounders and Sounder/Beacons provide good audibility in all directions. They have locally controllable output levels allowing the sound intensity to be adjusted to suit the application. If required, the use of a third wire enables a second stage alarm to be switched to override the selected tone. These versatile features allow them to work seamlessly with most fire detection systems. All fully comply with EN54 and have a protection rating of IP65. Also available is a motorised bell.



Sounder
Part Number CP400SR

SOUNDER CP400SR

- ▶ Available in ABS or polycarbonate.
- ▶ Acoustically efficient design - capable of generating (100 dBA at 13mA 24VDC)
- ▶ Operates over a wide voltage range of 8 to 28V DC
- ▶ Automatic sounder synchronization.
- ▶ High sound output, low current consumption.
- ▶ 4 On-board selectable tones.
- ▶ Adjustable volume control screw.
- ▶ High reliability and stable performance.
- ▶ Wide angle uniform sound distribution.
- ▶ IP65 rated
- ▶ Full EN54 compliance.



Sounder/Beacon
Part Number CP450SER

SOUNDER/BEACON CP450SER

- ▶ Available in ABS or polycarbonate.
- ▶ Polycarbonate Fresnel lens.
- ▶ Voltage range 20 to 28V DC
- ▶ Automatic sounder synchronization.
- ▶ High sound output, low current consumption.
- ▶ 4 On-board selectable tones.
- ▶ Adjustable volume control screw.
- ▶ High reliability and stable performance.
- ▶ High brightness LED.
- ▶ Full EN54 compliance.
- ▶ IP65 rated



Motor Driven Dome Bell
Part Number CP250BR

6 INCH (150MM) MOTOR DRIVEN DOME BELL CP250BR

- ▶ Heavy duty micro-motor with built-in varistor suppression ensures reliability and long life.
- ▶ Designed to meet the requirements of EN54-3:2001.
- ▶ Plug-in power supply.
- ▶ Interchangeable base suitable for surface mounting.
- ▶ Zero standby current and low current consumption.
- ▶ Integral RFI suppression to minimize induced noise on the alarm circuit.
- ▶ 8" size and IP65 variants available
- ▶ Decibel rating @ 1m = 95dB (24V, 0.03A)
- ▶ Weight = 812g.

CP RANGE ORDER CODES

	Part Code
24V Red weatherproof IP65 4 Tone 103dBA CP Conventional fire Sounder, Context Plus branded	CP400SR
24V Red Weatherproof IP65 4 Tone CP Conventional Fire Sounder / Beacon, 103dBA, Context Plus branded	CP450SER
24V 6" polarised fire bell (150mm under dome) c/w diode, Context Plus branded	CP250BR

A comprehensive range of conventional audio-visual alarm equipment from wall and ceiling sounders to visual alarm devices (VADs). All models have 31 selectable primary & secondary tone pairs, two volume levels (high and low) and are certified to EN54-3 and/or 23 and are made in the UK. Voice variants are also available - call our sales desk for details.



Approved

MADE IN
ENGLAND

ActiV Bases
Part Numbers below

ACTIV C-3-8.5 BASE VAD C/W 96DB(A) SOUNDER BF456C/CC/W

- ▶ Provides 'C-3-8.5' light distribution (min 0.4 lux over a 3 x 8.5m cylindrical area).
- ▶ Impressive 96dB(A) sound output @ 1m.
- ▶ Three selectable VAD flash rates (0.5Hz, 1Hz, OFF)
- ▶ Alarm Current at 30Vdc = 12.2mA (0.5Hz) or 19.5mA (1Hz)
- ▶ Alarm Current at 18Vdc = 14.5mA (0.5Hz) or 25mA (1Hz)
- ▶ Optional BF330CTLIDW white or BF330CTLIDR red cap available for stand-alone use.
- ▶ IP21C rated.

ACTIV 96DB(A) BASE SOUNDER BF431C/CC/W

- ▶ Impressive 96dB(A) sound output @ 1m.
- ▶ Alarm Current at 30Vdc = 5.5mA; Alarm Current at 18Vdc = 3.8mA
- ▶ Optional BF330CTLIDW white or BF330CTLIDR red cap available for stand-alone use.
- ▶ IP21C rated.



Approved

MADE IN
ENGLAND

ActiV Hi-output Sounder & VADS
Part Numbers below

ACTIV HI-OUTPUT W-2.75-9 WALL VAD C/W 100DB(A) SOUNDER, SHALLOW BF433C/CC/SR

- ▶ Provides 'W-2.75-9' rated light distribution when wall mounted (min. 0.4 lux over a 2.75 x 9m cuboid area). Also rated as a W-4-4 VAD.
- ▶ Impressive 100dB(A) sound output @ 1m.
- ▶ Three selectable VAD flash rates (0.5Hz, 1Hz, OFF)
- ▶ Alarm Current at 30Vdc = 12.2mA (0.5Hz) or 19.5mA (1Hz)
- ▶ Alarm Current at 18Vdc = 14.5mA (0.5Hz) or 25mA (1Hz)
- ▶ IP21C rated.

ACTIV HI-OUTPUT 100DB(A) WALL SOUNDER, SHALLOW BF430C/CC/SR

- ▶ Impressive 100dB(A) sound output @ 1m.
- ▶ Alarm Current at 30Vdc = 5.5mA; Alarm Current at 18Vdc = 3.8mA.
- ▶ IP21C rated (weatherproof (IP55) version also available - order BF430C/CC/DR/65)



Approved

MADE IN
ENGLAND

ActiV Hi-output Sounder & VADS
Part Numbers below

ACTIV HI-OUTPUT W-2.75-9 WALL VAD C/W 100DB(A) SOUNDER, DEEP BF433C/CC/DR

- ▶ Provides 'W-2.75-9' rated light distribution when wall mounted (min. 0.4 lux over a 2.75 x 9m cuboid area). Also rated as a W-4-4 VAD.
- ▶ Impressive 100dB(A) sound output @ 1m.
- ▶ Three selectable VAD flash rates (0.5Hz, 1Hz, OFF)
- ▶ Alarm Current at 30Vdc = 12.2mA (0.5Hz) or 19.5mA (1Hz)
- ▶ Alarm Current at 18Vdc = 14.5mA (0.5Hz) or 25mA (1Hz)
- ▶ IP33C rated.

ACTIV HI-OUTPUT 100DB(A) WALL SOUNDER, DEEP BASE BF430C/CC/DR

- ▶ Impressive 100dB(A) sound output @ 1m.
- ▶ Alarm Current at 30Vdc = 5.5mA; Alarm Current at 18Vdc = 3.8mA.
- ▶ IP33C rated (weatherproof (IP55) version also available - order BF433C/CC/DR/65)

ACTIV ORDER CODES

	Part Code
ActiV Conventional C-3-8.5 Base VAD c/w 96dB(A) Sounder	BF456C/CC/W
ActiV 96dB(A) Conventional Base Sounder	BF431C/CC/W
ActiV Conventional Hi-Output W-2.75-9 Wall VAD c/w 100dB(A) Sounder (shallow base)	BF433C/CC/SR
ActiV Conventional Hi-Output 100dB(A) Wall Sounder (shallow base)	BF430C/CC/SR
ActiV Conventional Weatherproof Hi-Output 100dB(A) Wall Sounder (IP55)	BF430C/CC/DR/65
ActiV Conventional Hi-Output W-2.75-9 Wall VAD c/w 100dB(A) Sounder (deep base)	BF433C/CC/DR
ActiV Conventional Hi-Output 100dB(A) Wall Sounder (deep base)	BF430C/CC/DR
ActiV Conventional Weatherproof Hi-Output W-2.75-9 Wall VAD c/w 100dB(A) Sounder (IP55)	BF433C/CC/DR/65

BEAM DETECTORS



MADE IN ENGLAND

BEAMRAY Reflective infrared beam smoke detector
Part Number RFX100

BEAMRAY REFLECTIVE BEAM SMOKE DETECTOR RFX50/RFX100

Infra-red beam smoke detectors that provide economical and effective protection of large, open plan spaces with high ceilings, particularly if access to 'point type' smoke detectors presents practical difficulties. Ideally suited for protecting warehouses, factories, atria, shopping malls, leisure centres, churches, museums, power stations and industrial plants. Can be connected to a zone of a conventional fire alarm control panel, or interfaced to an analogue addressable system via an addressable interface input module or a zone monitor module.

- ▶ Combined transmitter and receiver unit in one discrete unit
- ▶ Range 5-50 Metres (Beamray RFX50), 50-100 Metres (Beamray RFX100)
- ▶ Low current consumption
- ▶ Automatic self check drift compensation
- ▶ Selectable sensitivity/threshold levels
- ▶ Selectable latching / non latching fire alarm
- ▶ LED indicators to aid the alignment process
- ▶ Optional Low Level Test Unit



MADE IN ENGLAND

BEAMRAY RFX5000- 8-50m motorised beam system
Part Number RFX5000

BEAMRAY REFLECTIVE AUTO-ALIGNING BEAM SMOKE DETECTOR RFX5000

A motorised reflective, auto aligning infra-red beam smoke detector that can be installed with up to two detector heads per system saving on installation time and costs. Each system controller houses two pairs of fire and fault relays, one per detector. Ideally suited for the protection of large areas where the use of traditional detection technologies would prove to be difficult and/or costly. Combines an infra-red transmitter and receiver in the same discrete unit and operates by projecting a well-defined beam to a reflective prism, which returns the beam to the receiver for analysis. Smoke in the beam path causes a drop in power, which, if below a pre-determined level, results in an alarm signal. Accessories include the RFX5000SR (Motorised beam detector head only c/w 1 reflective prism suitable for operation up to 50m) and the RFX5000LR (Long range kit comprising 3x reflective prisms for use with RFX5000SR to give 100m capability).

- ▶ Each Detector configurable from 8m to 100m
- ▶ Separate Fire and Fault relays per Detector
- ▶ Integral LASER alignment and Auto-Align Fast Automatic Beam Alignment
- ▶ Contamination Compensation
- ▶ Low Level System Controller
- ▶ Programmable Sensitivity and Fire Thresholds

BEAM ORDER CODES

	Part Code
BEAMRAY RFX50: Reflective infrared beam smoke detector, comprising transmitter / receiver unit and reflective prism. 50m range. Including test filter and 1x reflective prism. UL Listed, Context Plus branded	RFX50
BEAMRAY RFX100: Reflective infrared beam smoke detector, comprising transmitter / receiver unit and reflective prism. 100m range. Including test filter and 4x reflective prisms. UL Listed- Context Plus branded.	RFX100
BEAMRAY RFX5000- 8-50m motorised beam system comprising 1 x detector head, 1 x system controller and 1 x reflective prism. Suitable for operation up to 50m- UL Listed Context Plus branded.	RFX5000-50
BEAMRAY RFX5000- 8-50m motorised beam detector head only complete with 1 reflective prism, 1 4-28VDC. Suitable for operation up to 50m.	RFX5000-50H
Individual Reflective Prism for use with the conventional BEAMRAY RFX5000-50H or with the addressable beam detector SA7100-100 to give them 100m capability. (using 3 prisms)	23901.01
BEAMRAY RFX5000: Long range kit, comprising of 3 x reflective prisms for use with BEAMRAY RFX5000-50H system to give 100m capability.	RFX5000-50LR
BEAMRAY RFX5000- 8-100m motorised beam system, comprises of 1 x detector head, 1 x system controller and 4 x reflective prisms. Suitable for operation up to 100m, UL Listed- Context Plus branded	RFX5000-100
BEAMRAY RFX5000- 8-100m motorised beam detector head only complete with 4 reflective prism, Suitable for operation up to 100m	RFX5000-100H

EP203/CON AUTOMATIC EXTINGUISHER PANEL

Context
Plus

Introducing the EP203/CON 3 zone automatic extinguisher panel from Context Plus.

LPCB certified to EN 12094 part 1 (Fixed Firefighting Systems - Components for Gas Extinguishing Systems) and EN54 parts 2 & 4, the panel epitomises quality, durability and reliability and is ideal for use in any area housing expensive, dangerous or irreplaceable items of equipment.

Featuring an intuitive 128 x 64 pixel two-colour graphic display that gives clear and concise feedback to the user, installer and commissioning engineer, the panel also includes six monitored inputs (including hold and abort), a time stamped log, adjustable flood times and volt-free changeover relays for fire, local fire, 1st stage active, 2nd stage active, extractor fan and fault.

The panel is supplied in a durable enclosure with all of its electronics - apart from its powerful 3A EN54-4 switch mode PSU - mounted on a detachable metal bridge plate for ease of installation. A wide range of ancillaries are also available including remote status units, hold-off and abort buttons, line terminators and output expansion relay boards.



MADE IN
ENGLAND



0832-CPD-0794

Context Plus systems are certified and comply with the quality requirements specified in the standards.

Key Features

- LPCB approved to EN 12094 part 1 and EN54 parts 2 & 4
- Functions as a standard three zone fire panel with additional circuitry for controlling the release of fire-suppressing gas into protected areas
- Unique 128 x 64 pixel graphical display facilitates straightforward system programming
- Any combination of activated zones can be programmed to automatically start the panel's extinguishant release sequence
- Includes a pull-down front-panel manual release button and two keyswitches for accessing the panel's functions and toggling between auto/manual mode
- Three conventional sounder circuits (two x 1st stage, one x 2nd stage)
- Powerful 3A EN54-4 compliant switch mode PSU
- Low quiescent current - less than 40mA on mains fail
- Wide range of monitored inputs and auxiliary outputs (see schematic overleaf)
- Abort and hold inputs allow the panel's release sequence to be cancelled or suspended at any time
- Time-stamped event log
- RS485 connections for up to eight flush or surface remote status units with their own LCDs, manual release and mode (auto/manual) switches. Single gang economy status units (without an LCD) are also available
- Extensive range of commissioning and engineering functions
- Optional relay expansion boards and single gang abort and hold buttons
- Ideal for use in computer rooms, telecommunication centres, archive storage areas, chemical plants, generator rooms, museums, etc
- System line terminator included with all panels

Products & Descriptions

3 Zone Automatic Extinguisher Panel




Part No: EP203/CON

Includes all of the circuitry for controlling the extinguishant release, a pull-down manual release button, a 128x64 pixel LCD display plus all of the features listed.

W467 x H293 x D100 mm

Output Expansion Relay Board



Part No: EP212

Mounts inside the EP203 panel to provide volt-free changeover relay contacts for reset, mode, discharged, hold and abort. Max. 1 per EP203.

W162 x H70 x D20mm

Flush Mounting Remote Status Unit



Part No: EP210F

Includes a status LCD, manual release and mode (auto/manual) switches. Max. 8 EP210F/EP210S per EP203. Weatherproof enclosure also available, order code BF359/1.

W175 x H250 x D53mm

Surface Mounting Remote Status Unit



Part No: EP210S

Includes a status LCD, manual release and mode (auto/manual) switches. Max. 8 EP210F/EP210S per EP203. Weatherproof enclosure also available, order code BF359/1.

W160 x H240 x D51mm

Single Gang Economy Status Unit



Part No: EP211

Includes a keyswitch operated mode (auto/manual) switch and three status LEDs. Max. 8 per EP203.

W87 x H87 x D35mm

System Line Terminator



Part No: EP214

Allows the EP203's extinguishant release output to be terminated to a gas release solenoid. Max. 2 per EP203 (one EP214 is supplied with the EP203).

W55 x H55 x D22mm

Extinguishant Hold Off/Abort Buttons



Part No: CP150ALB (Abort)
CP200HLB (Hold)

Easy to operate buttons that can be used to delay/hold off or cancel/abort the extinguishant release. Order CP150ALB for Abort or CP200HLB for Hold. Hinged protective covers are supplied with both.

W89 x H93 x D59mm (without cover)

Yellow Extinguishant Release Call Point



Part No: CP100RLR

A surface mounting call point that can be used to remotely trigger the EP203's extinguishant release sequence. Supplied with a hinged protective cover.

W89 x H93 x D59mm (without cover)

EP215 IP66 Extinguishant Hold Off/Abort Buttons



Part No: EP215

An IP66 rated button that can be used to delay (hold off) or cancel (abort) the extinguishant release sequence depending on how it is connected.

W93 x H93 x D88mm

BF372 Yellow Extinguishant Release Call Point, Surface



Part No: BF372

Certified to EN54 Part 11 (LPCB/VdS). Ideal for use with Context plus EP203 Automatic Extinguisher

Ordering Code
MCP3A-Y000SG-14C

W93 x H89 x D60mm

COMMISSIONING & ENGINEERING FUNCTIONS

- **Zone selection:** Selects the zone combination that starts the extinguishant release sequence
- **Extinguishant delay:** Sets the countdown duration before extinguishant release
- **Extinguishant duration:** Sets the duration of the firing signal to the extinguishant output
- **Flooding time:** Sets the duration for the release of extinguishant
- **Extract option:** Enables/disables the ventilation extract option
- **Extract time:** Sets the duration for the ventilation extract fan operation
- **Sounder delay:** Sets the delay duration before the fire sounders are activated
- **Remote status unit learn:** Finds all remote status units and updates the panel's database
- **Extinguishant output EOLS:** Selects the number of extinguisher circuit terminations
- **Mode exceptions:** Selects the default setting mode when the mode input is in Fault and/or Disabled
- **Earth fault:** Disables/enables the panel's earth fault monitoring circuitry
- **Manual release mode:** Selects either delayed or immediate release of extinguishant
- **Zone trigger:** Enables a short circuit condition on the three detection zones
- **Clean start:** Clears the panel's memory back to its default factory settings
- **Walk test:** Puts detection zone(s) into walk test mode
- **Test relays:** Tests the panel's auxiliary relay outputs
- **Test sounders:** Tests the panel's sounder circuits
- **Monitoring:** Applies a constant monitoring voltage
- **Show PSU stats:** Displays the status of the panel's power supply & standby battery

Also available for your gas extinguishing installations:



Bells




Sounder/
Beacons



Xenon
Beacons

Context[®] Plus

Other products in the Context Plus range



Addressable fire
detection panels



Addressable smoke and
heat detectors



HFC227ea
Conventional fire
suppression systems




Addressable Signalling
devices



Conventional wireless fire
alarm systems



Stand-alone mains &
battery operated
smoke, heat
& CO alarms



Fire resistant cables



EN54 compliant
power supplies

CONTEXT PLUS LIMITED

Progress House, Newby Industrial Estate, Newby Road, Hazel Grove, Stockport, Cheshire SK7 5DA. England.

Tel: +44 161 257 2541. Fax: +44 161 225 8817.

E-mail: sales@contextplus.co.uk Website: www.contextplus.co.uk

MADE IN ENGLAND